



Driving Medication Safety Through the Use of Bedside Technology

Michael Dodd DNP, MHA, BSN, RN



Advancing Health in America

AONL's Industry Insight Webinar Series

Webinar supported in partnership with Baxter Healthcare



AONL's Industry Insight webinars are opportunities for companies to share their industry knowledge and/or solutions to industry challenges.

The American Organization for Nursing Leadership (AONL) does not support or endorse any specific products or services.



About University Health in San Antonio, Texas

- University Health is in its over-100-year history. Level I Trauma Center for South Texas



LEVEL I TRAUMA CENTER

University Hospital and University Children's Hospital are Level I trauma centers.



2021 LEVEL 10 MOST WIRED

MAGNET RECOGNIZED

University Health is recognized as a three-time Magnet health care organization by the American Nurses Credentialing Center. As a Magnet hospital, University Health attracts the best and brightest health care talent from around the nation. This gives you the peace of mind that you are being cared for by a team with a proven track record of success



LEVEL IV MATERNAL FACILITY



Epic GO Live July 11, 2020

- Inpatient
- Ambulatory
- Baxter Pump Device Integration



BCMA Scanning: Understanding the Definition to Expectation to Outcomes

- This metric shows the percentage of administrations in which both the patient's barcode and the medication, blood product, or feeding product were scanned. For example, if a nurse scanned a medication barcode but did not scan the patient's barcode, that administration doesn't count as overall compliant and doesn't contribute to the numerator for this metric. This metric considers administrations in inpatient contexts.

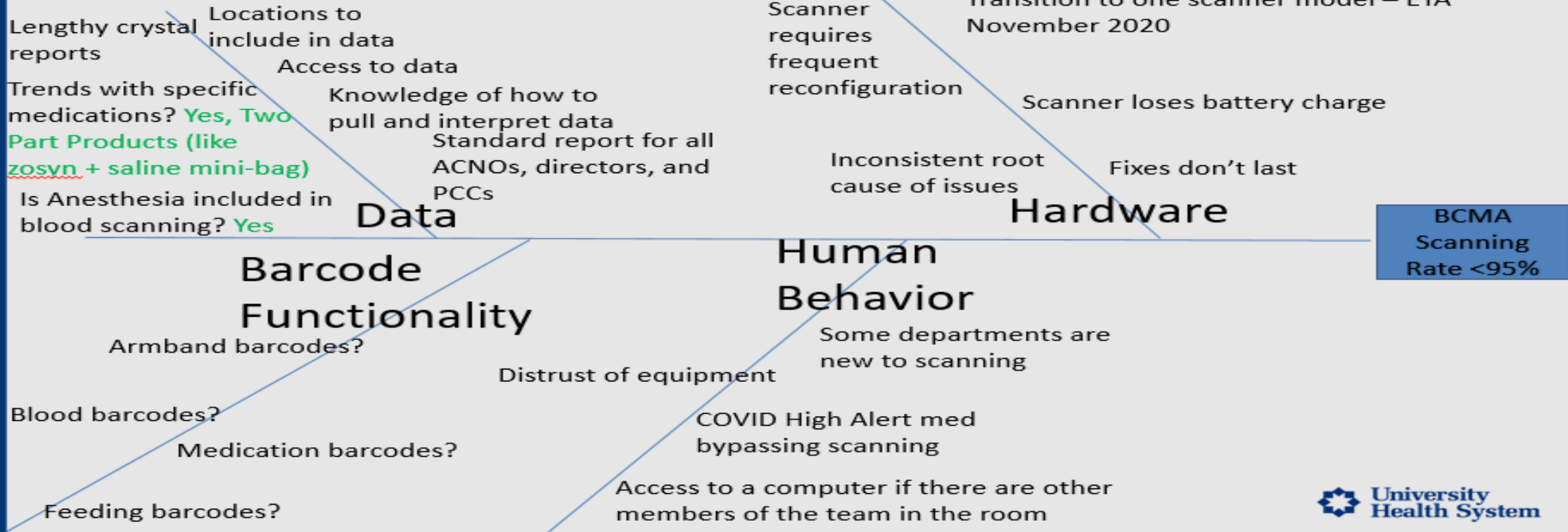
BCMA Scanning: Blueprint to Success

Plan:

- Review data daily
- Meet weekly with nursing leaders (Wednesdays)
- Validate data and escalate concerns if data is incorrect
- Review Fishbone and determine if there are other causes
- Update all scanners in hospital, with configuration barcode on every computer with a scanner
- Update profile for charge nurses
- Ensure all leaders have appropriate access to view data

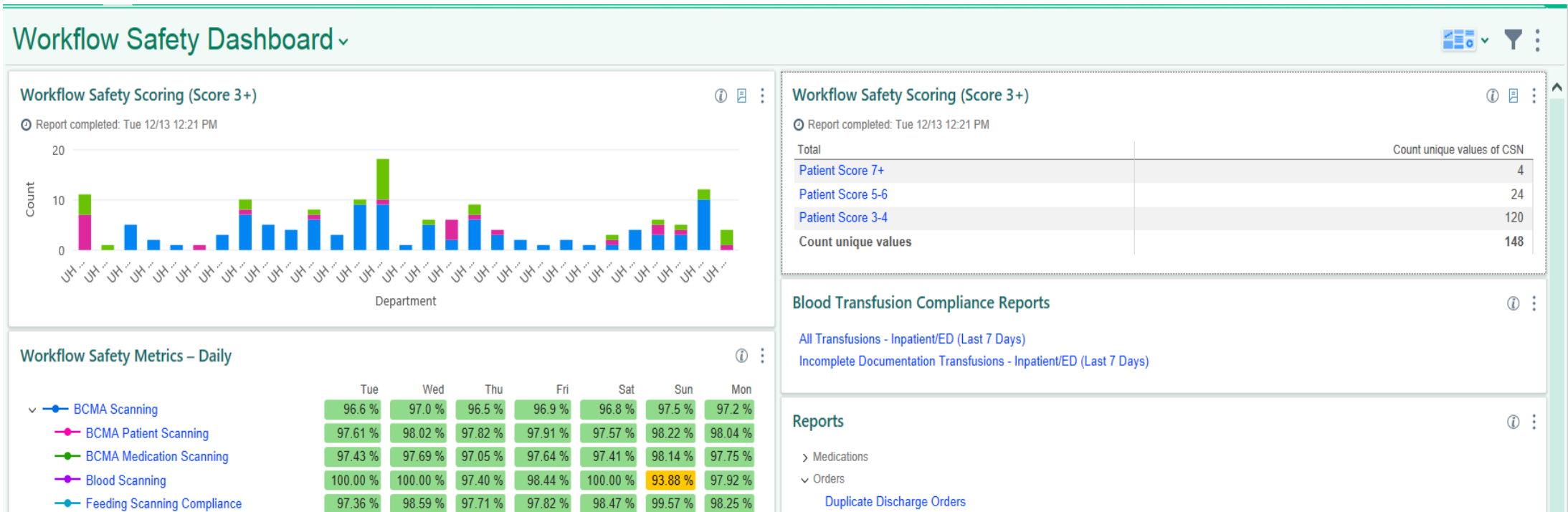
Problem Solving Team Approach

KPI: BCMA Scanning



BCMA Scanning: Workflow Safety Dashboard

- Accessing the data:
 1. Workflow Safety Dashboard – displays ORGANIZATION wide data on main dashboard. The BCMA Scanning links should be BLUE, so that you can click into drilldown unit-specific data



Dashboard Reporting

The screenshot shows the Epic dashboard interface. At the top, there is a navigation bar with various tools and user information. Below this, a section titled "Radar Metric Details" is visible, with a sub-section for "BCMA Scanning - Non-Compliant". A "Return To Dashboard" link is present. Below the title, a table header is shown with the following columns: Patient, Attribution Date, Medication Name, Patient Scanned, Patient Unscanned Reason, Med Scanned, Med Unscanned Reason, Revenue Location, Department, and User.

Epic Resources Secure Chat Patient Lookup In Basket My Reports Staffed Beds Revenue Reconciliation SlicerDicer Track Printouts OR/Procedural Areas Snapboard

MICHAEL D. EpicCare

Radar Metric Details

BCMA Scanning - Non-Compliant

[Return To Dashboard](#)

Patient	Attribution Date	Medication Name	Patient Scanned	Patient Unscanned Reason	Med Scanned	Med Unscanned Reason	Revenue Location	Department	User
---------	------------------	-----------------	-----------------	--------------------------	-------------	----------------------	------------------	------------	------

Dashboard Reporting

The screenshot shows the Epic dashboard reporting interface. At the top, there is a navigation bar with various tools and user information. Below this, a section titled "Radar Metric Details" contains a report for "BCMA Scanning - Compliant". A message indicates that the data limit has been exceeded and suggests narrowing the results by running over a shorter time period. Below the message is a "Return To Dashboard" link. At the bottom, a table header is visible with the following columns: Patient, Attribution Date, Medication Name, Patient Scanned, Patient Unscanned Reason, Med Scanned, Med Unscanned Reason, Revenue Location, Department, and User.

Epic Resources Secure Chat Patient Lookup In Basket My Reports Staffed Beds Revenue Reconciliation SlicerDicer Track Printouts OR/Procedural Areas Snapboard

MICHAEL D. EpicCare

Radar Metric Details

BCMA Scanning - Compliant

Data limit exceeded, not all results shown. Try narrowing the results by running over a shorter time period to see full results.


[Return To Dashboard](#)

Patient	Attribution Date	Medication Name	Patient Scanned	Patient Unscanned Reason	Med Scanned	Med Unscanned Reason	Revenue Location	Department	User
---------	------------------	-----------------	-----------------	--------------------------	-------------	----------------------	------------------	------------	------

Prioritizing Patient Safety with Realistic Goals

	Fri	Sat	Sun	Mon	Tue	Wed	Thu
UH HT 12 MSE	96.1 %	98.1 %	96.6 %	90.6 %	94.6 %	99.4 %	97.9 %
UH HT 12 MSU	94.7 %	98.0 %	97.0 %	98.1 %	95.0 %	98.7 %	97.5 %
UH HT 4 ED/GYN	94.4 %	78.3 %	58.3 %	80.0 %	57.1 %	88.9 %	70.0 %
UH HT 4 ED/OB	100.0 %	-	-	100.0 %	66.7 %	100.0 %	100.0 %
UH HT 4 GYN OPS	100.0 %	-	-	100.0 %	100.0 %	-	100.0 %
UH HT 4 L&D	76.3 %	84.8 %	80.6 %	80.0 %	64.2 %	79.1 %	74.4 %
UH HT 5 NICU	97.4 %	96.7 %	96.6 %	97.7 %	98.1 %	97.7 %	95.8 %
UH HT 6 REEVES REHAB	98.8 %	98.1 %	99.4 %	98.9 %	98.1 %	99.6 %	99.6 %
UH HT 7 MEDICINE	95.9 %	100.0 %	100.0 %	97.1 %	97.4 %	98.9 %	97.0 %
UH HT 7 PSYCH	97.0 %	94.1 %	94.7 %	80.3 %	82.4 %	81.5 %	92.3 %
UH HT 9 PCCU	-	-	100.0 %	100.0 %	97.5 %	89.3 %	99.1 %
UH HT SL EDOU	72.9 %	84.6 %	95.0 %	68.6 %	94.4 %	76.3 %	83.3 %
UH HT SL PEDI ED	68.4 %	87.5 %	78.3 %	80.0 %	52.3 %	63.6 %	66.7 %
UH RT 4 NEWBORN	93.9 %	100.0 %	88.6 %	94.9 %	100.0 %	97.6 %	100.0 %
UH RT 4 ANTEPARTUM	95.7 %	97.5 %	100.0 %	95.0 %	96.3 %	94.9 %	96.4 %
UH RT 4 POSTPARTUM	88.4 %	93.9 %	95.6 %	97.9 %	95.5 %	97.3 %	96.2 %
UH RT 8 CAU	97.8 %	95.5 %	97.7 %	97.8 %	97.6 %	98.2 %	96.9 %
UH RT 9 MEDICINE	97.1 %	95.3 %	97.6 %	96.4 %	96.6 %	96.0 %	94.3 %
UH ST 10 ACU	96.2 %	96.2 %	95.7 %	94.5 %	97.0 %	95.9 %	96.7 %
UH ST 5 ACU	84.0 %	85.4 %	85.6 %	86.6 %	84.4 %	86.8 %	92.1 %
UH ST 5 ICU	74.0 %	70.9 %	76.5 %	74.8 %	77.8 %	76.9 %	68.2 %
UH ST 6 ACU	94.9 %	95.7 %	94.1 %	97.4 %	96.1 %	95.9 %	96.2 %
UH ST 6 ICU	81.5 %	82.0 %	88.2 %	90.6 %	86.2 %	87.2 %	84.8 %
UH ST 6 PCU	98.6 %	97.5 %	89.7 %	75.0 %	95.2 %	100.0 %	97.6 %
UH ST 7 ACU	96.5 %	95.9 %	97.6 %	98.1 %	96.2 %	94.7 %	88.2 %
UH ST 7 AYA	97.8 %	96.8 %	97.5 %	98.7 %	94.9 %	99.6 %	98.6 %
UH ST 7 ICU	93.4 %	88.5 %	95.5 %	92.1 %	89.7 %	95.1 %	90.4 %
UH ST 7 PEDI HEM/ONC	94.4 %	96.2 %	92.0 %	94.0 %	100.0 %	89.7 %	88.5 %
UH ST 7 PIMU	100.0 %	96.7 %	98.2 %	96.7 %	97.4 %	100.0 %	96.3 %
UH ST 8 ACU	90.7 %	88.7 %	91.2 %	95.7 %	92.9 %	91.7 %	92.7 %
UH ST 8 HEM/ONC	96.8 %	95.8 %	96.1 %	90.3 %	95.9 %	94.4 %	93.3 %
UH ST 8 ICU	84.7 %	85.4 %	86.2 %	88.4 %	87.9 %	84.1 %	92.0 %
UH ST 9 ACU	97.4 %	95.8 %	97.4 %	95.8 %	98.6 %	97.7 %	97.3 %
UH ST 9 ICU	92.8 %	93.7 %	92.6 %	94.0 %	89.9 %	94.7 %	93.7 %
UH ST G ADULT ED	65.4 %	64.8 %	65.8 %	70.9 %	65.5 %	65.9 %	70.4 %

Discovery Through Data Analysis



Nursing Intervention At The Bedside



Bring Your Interventions To The Bedside

CR2700

This scanner has a square base.

To reset this scanner, follow these steps

1. Scan barcode 1—you will hear three beeps
2. Scan the base—you will hear three beeps



CC004395_01

1. Scan barcode



2. Scan base

Do not use any undated versions or any dated before 7/24/20.

Copies of this document will not scan, you must print an original.

Call the Help Desk if:

- The scanner is not charged.
- The scanner will not hold a charge.
- The scanner is physically broken or missing a piece.

CR2600

This scanner has a rounded base.

To reset this scanner, follow these steps

1. Scan barcode 1—you will hear one beep, then a 15 second delay, then another beep
2. Scan barcode 2—you will hear two beeps
3. Scan the base—you will hear one beep, a short pause, then another beep



CC003267_02

1. Scan barcode



M10207_02

2. Scan barcode



3. Scan base

7/24/20

Keys for Success

- **Easy Access to Dashboards and Data**
- **Reporting for optimization with realistic Goal setting**
- **Drill Downs Complaint and Non-Complaint to include end-user**
- **Wrist Bands**
- **Scanners**
- **Medication bar codes**
- **Baxter Pumps**
- **Printers**

Leadership: Workflow Safety Dashboard

Blood Transfusion Compliance Reports ⓘ ⋮

[All Transfusions - Inpatient/ED \(Last 7 Days\)](#)

[Incomplete Documentation Transfusions - Inpatient/ED \(Last 7 Days\)](#)

Reports ⓘ ⋮

> Medications

∨ Orders

[Duplicate Discharge Orders](#)

[Find Nursing Communication Orders](#)

∨ Lab Results

[Critical Lab Result Communication Turnaround Time \(Previous Week\)](#)

[BPA: Positive Blood Culture Nurse Notification Reminder](#)

∨ Decision Support

[There are no items defined for this group]


Pump Compliance ⓘ ⋮

[Pump Compliance - All Pumps](#)

First time user: Click on the link to generate the report. Wait approximately 15 minutes for results to render then click on the link a 2nd time to view the report.


Returning user: Clicking on the link once will immediately display results.

Connecting To Your Nursing Team



EPIC PLAYLIST

Center for Clinical Excellence



HOW-TO VIDEOS

Epic step-by-step

We have created a Vimeo playlist to guide you step-by-step through Epic processes.

You can watch these videos on your own time or use them as a quick resource to refresh your memory on where to click and when.

Use this QR code and the password Nurse2020. One QR code gives you access to our entire Epic how-to library.




Center for Clinical Excellence
6th Floor, Rio Tower
University Hospital
San Antonio, TX 78207
<https://infonet/sites/nursing>

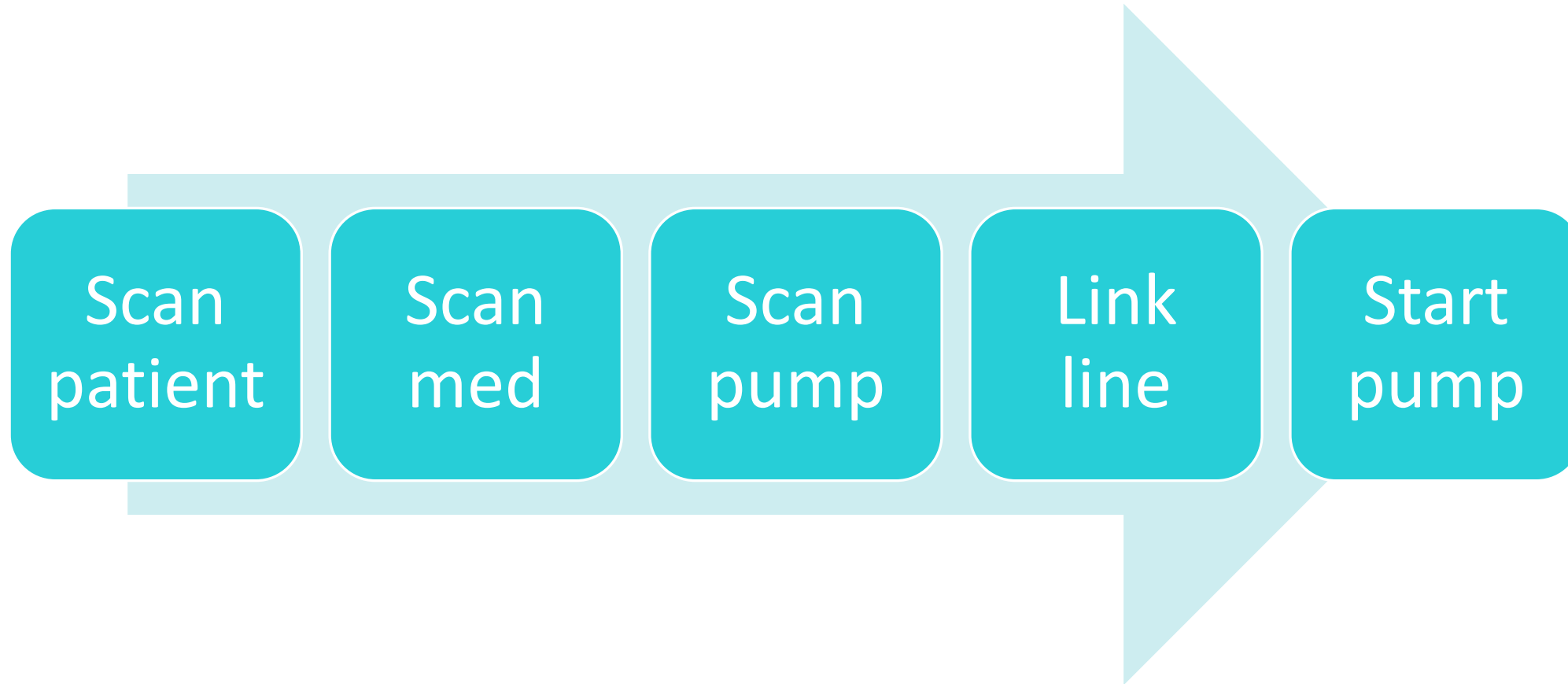
Device Integration Infusion Pumps

BAXTER-SPECTRUM IQ

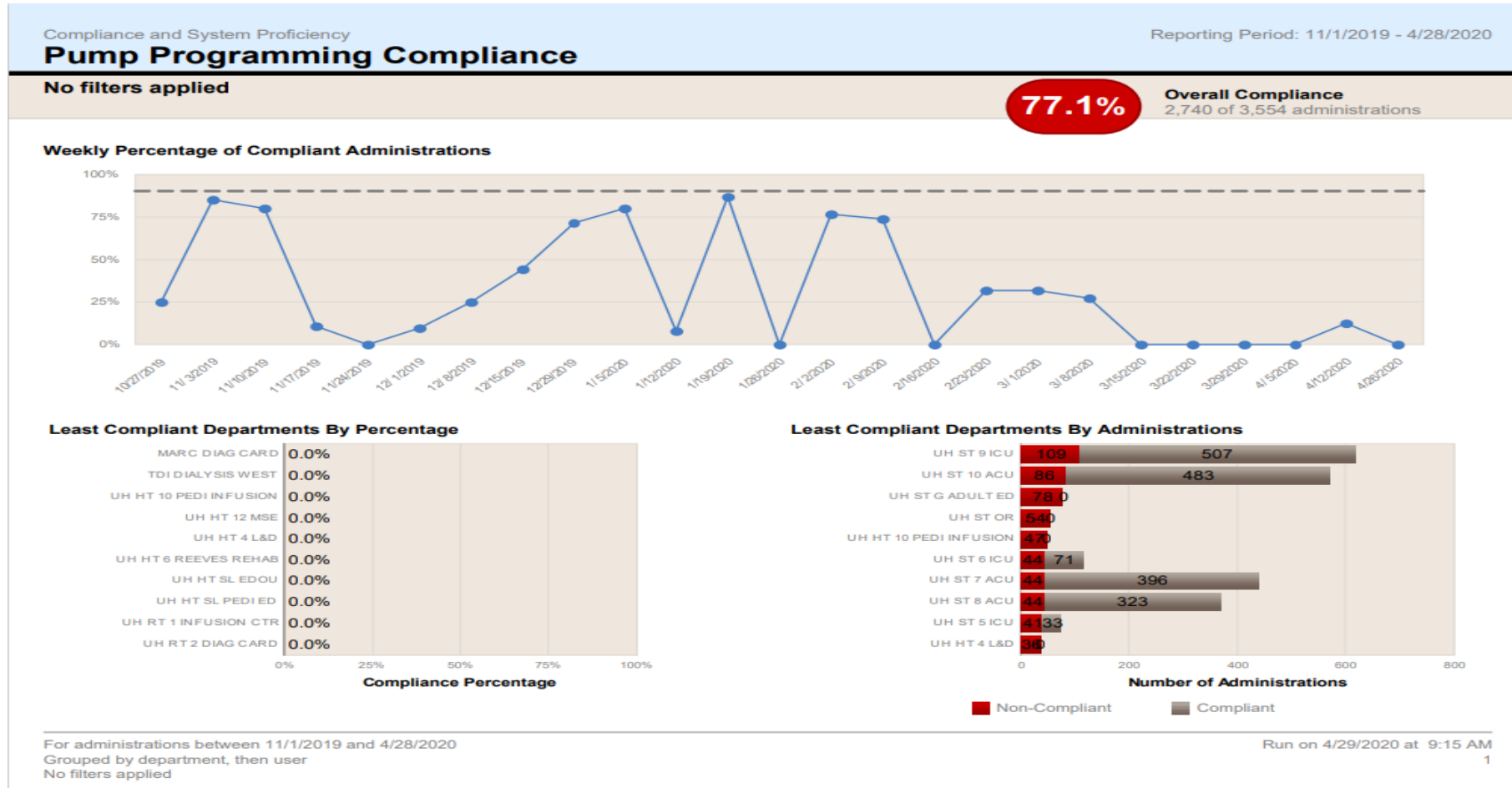
- Pump Association action by end user
- Order Details to the Pump from MAR
- Documentation from Pump to Epic
- Pump Rate Verify
- Pump Rate Changes
- Boluses/IV Piggyback
- Integration promotes data centric decision making



Device Integration: Infusion Pumps



Pump Compliance: Integration



In Summary

- Understand the definitions of workflows to produce high quality outcomes
- Provide Accessible data for leaders to review
- Optimize data line by line with your team in huddles as often as possible
- Set realistic goal with timelines for your team
- Engage your end-users while optimizing Technology at the Bedside

Resources

- [Galaxy Guide](#)
- [UserWeb thread](#)



WE APPRECIATE YOUR TIME TODAY, THANK YOU FOR JOINING US.

FOR QUESTIONS, PLEASE CONTACT:

MICHAEL DODD @ MICHAEL.DODD@UHS-SA.COM